

## I materiali | Materials

**Acciaio AISI 304.** Il lavello Diade è realizzato in acciaio inossidabile AISI 304. Disponibile con finitura Satinato Foster, brillante con ridotta rugosità superficiale che consente una maggior facilità di pulizia oppure con finitura Fumè, ad effetto mat, che rende la superficie dell'acciaio setosa al tatto e dona maggior profondità alla colorazione PVD Gun Metal.

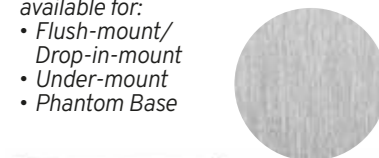
**AISI304 Stainless Steel.** The Diade sink is made of AISI304 stainless steel.

Available in the Foster Satin finish, shiny and with very low surface roughness, making it very easy to clean, or in the Fumè finish, with matt effect, which offers a surface silky to the touch and lends more depth to the PVD Gun Metal coloration.

### Inox satinato Foster Stainless steel Foster satin

disponibile per:  
• Filotop/Sopratop  
• Sottotop  
• Phantom Base


available for:  
• Flush-mount/  
Drop-in-mount  
• Under-mount  
• Phantom Base



### Gun Metal satinato Gun Metal satin

disponibile per:  
• Filotop/Sopratop  
• Sottotop

available for:  
• Flush-mount/  
Drop-in-mount  
• Under-mount



### Gun Metal Fumè

disponibile per:  
• Filotop/Sopratop  
• Sottotop

available for:  
• Flush-mount/  
Drop-in-mount  
• Under-mount

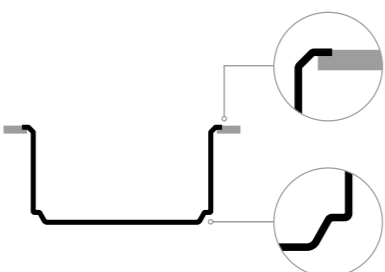


## Filotop/Sopratop | Flush-mount/Drop-in-mount



Lavello e canale attrezzato in acciaio inox con bordo minimale inserito perfettamente a filo nello spessore del top, senza sporgenze, oppure in appoggio.

Stainless steel sink and equipped trough with minimal edge seamlessly integrated in the thickness of the worktop, without protrusions, or integrated on top of the worktop.

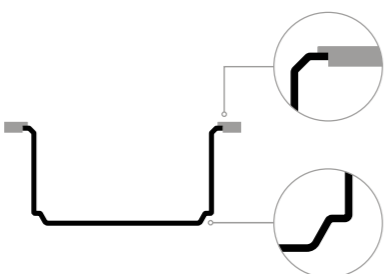


## Sottotop | Under-mount



Lavello e canale attrezzato in acciaio inox installati sotto al top, per una soluzione estetica che lascia a vista soltanto il bordo inclinato del lavello.

Stainless steel sink and equipped trough installed under the worktop; an aesthetic solution that leaves only the inclined edge of the sink in sight.

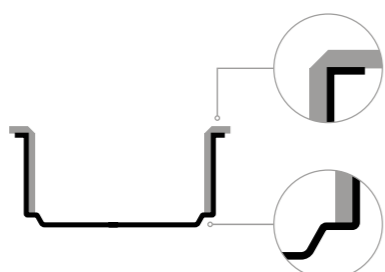


## Phantom Base | Phantom Base



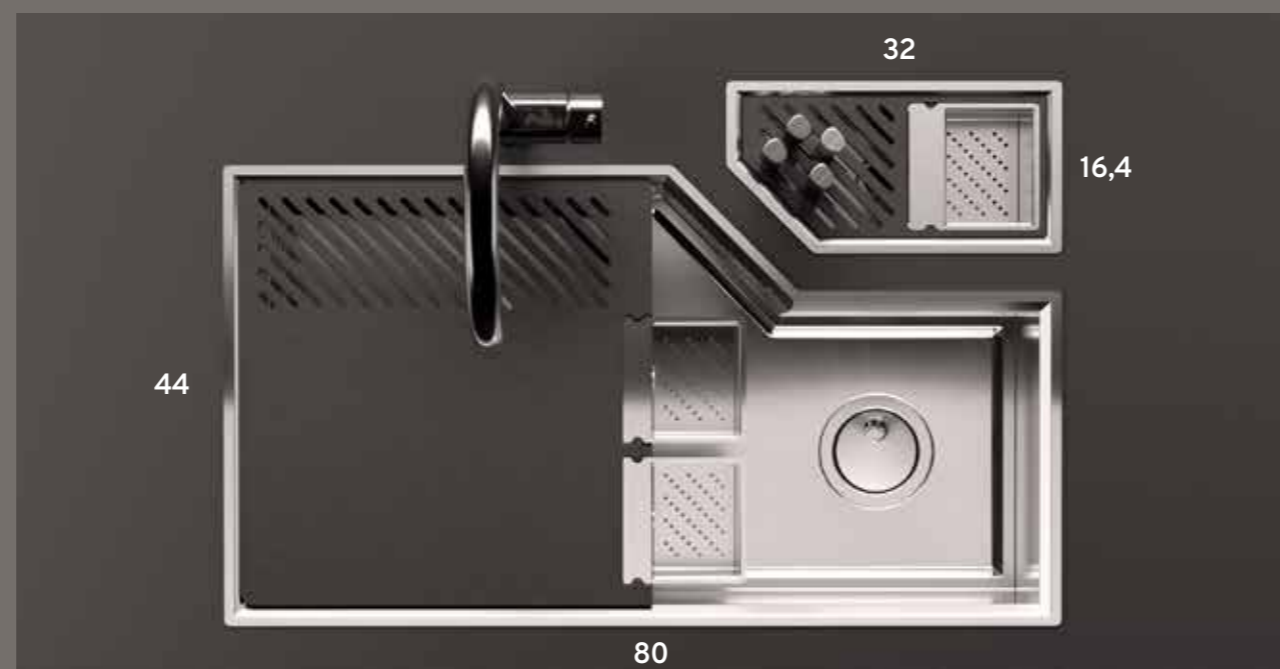
Lavello e canale attrezzato in acciaio inox progettati per essere rivestiti ed integrati in top realizzati in stratificato o solid surface con spessore 12 mm lasciando a vista il fondo in acciaio.

Stainless steel sink and equipped trough engineered to be coated and integrated into worktops made of stratified or solid surface material 12 mm thick, leaving only the stainless steel bottom in sight.



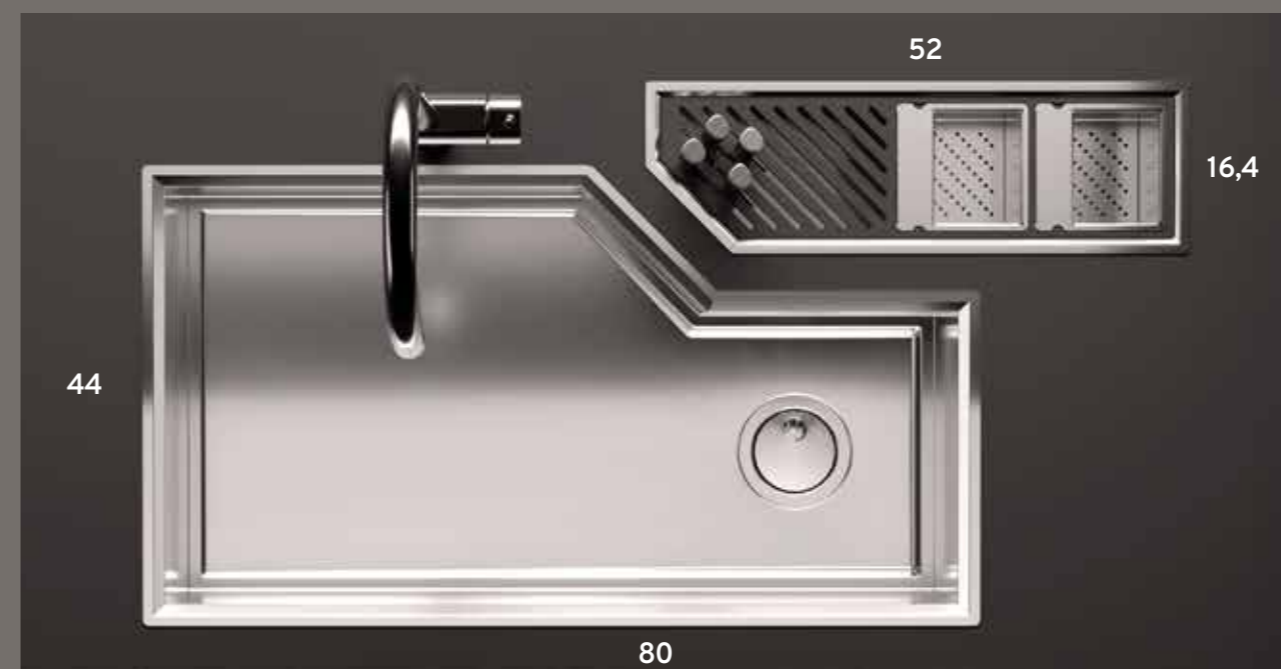
Per base da 90 | For 90 cm cabinet

90 cm



Per base da 120 | For 120 cm cabinet

120 cm



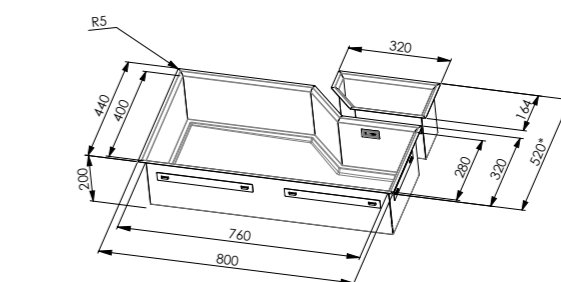
## Disegni tecnici | Technical drawings

### Filotop/Sopratop | Flush-mount/Drop-in-mount

#### Base 90 | 90 Cabinet

3028 000 Inox - Stainless steel  
3028 006 Gun Metal  
3028 016 Gun Metal Fumè

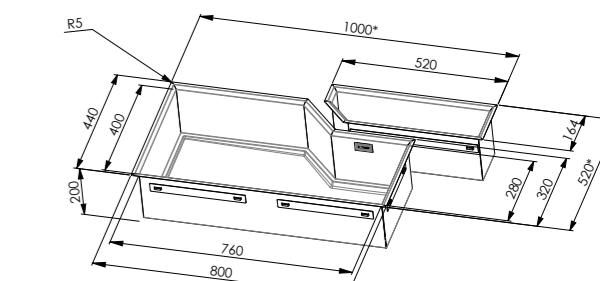
8100 800 Inox - Stainless steel  
8100 836 Gun Metal  
8100 136 Gun Metal Fumè



#### Base 120 | 120 Cabinet

3028 000 Inox - Stainless steel  
3028 006 Gun Metal  
3028 016 Gun Metal Fumè

8100 801 Inox - Stainless steel  
8100 856 Gun Metal  
8100 156 Gun Metal Fumè  
8100 802 Inox - Stainless steel  
8100 866 Gun Metal  
8100 166 Gun Metal Fumè



\*Minima consigliata - minimum recommended  
Per Top con spessore >15mm il foro incasso necessita di intaglio per l'alloggio del troppo pieno (vedi sito web). Per ulteriori dettagli tecnici e per il foro incasso vedere il sito web

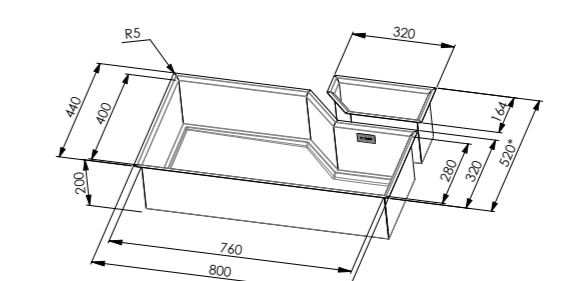
The cut-out for worktop thicknesses > 15mm, needs a recess for housing the over-flow (see web site). For further technical details and cut-out information please check the website

### Sottotop | Under-mount

#### Base 90 | 90 Cabinet

3028 850 Inox - Stainless steel  
3028 856 Gun Metal  
3028 816 Gun Metal Fumè

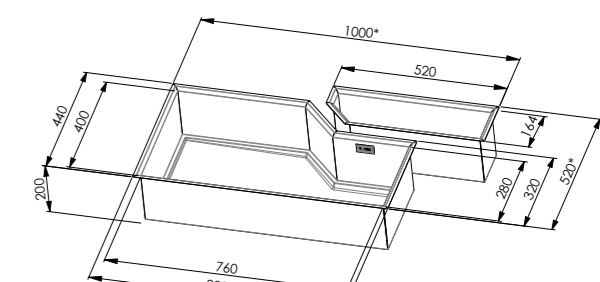
8100 800 Inox - Stainless steel  
8100 836 Gun Metal  
8100 136 Gun Metal Fumè



#### Base 120 | 120 Cabinet

3028 850 Inox - Stainless steel  
3028 856 Gun Metal  
3028 816 Gun Metal Fumè

8100 801 Inox - Stainless steel  
8100 856 Gun Metal  
8100 156 Gun Metal Fumè  
8100 802 Inox - Stainless steel  
8100 866 Gun Metal  
8100 166 Gun Metal Fumè



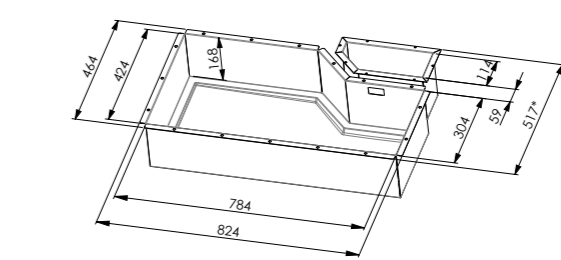
\*Minima consigliata - minimum recommended  
Per ulteriori dettagli tecnici e per il foro incasso vedere il sito web

For further technical details and cut-out information please check the website

### Phantom Base

#### Base 90 | 90 Cabinet

3028 555 Inox - Stainless steel  
8100 003 Inox - Stainless steel

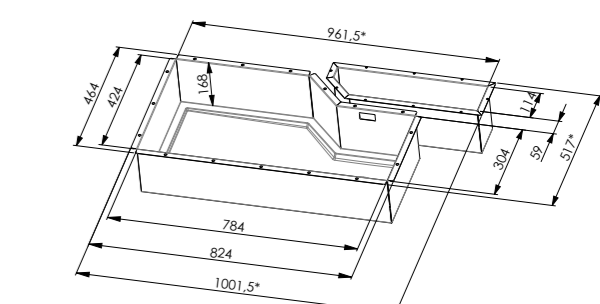


\*Minima consigliata - minimum recommended  
Per ulteriori dettagli tecnici e per il foro incasso vedere il sito web

For further technical details and cut-out information please check the website

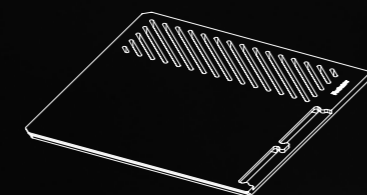
#### Base 120 | 120 Cabinet

3028 555 Inox - Stainless steel  
8100 004 Inox - Stainless steel  
8100 005 Inox - Stainless steel





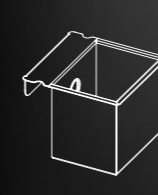
### Accessori | Accessories



**Tagliere multifunzione Black**  
*Black multifunctional chopping board*  
 39,6 x 41 cm  
**8100 608**  
 In dotazione | *Supplied*



**Tagliere rotondo in Iroko**  
*Iroko wood round chopping board*  
 Ø 52 cm  
**8642 005**

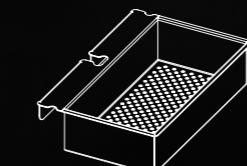


**Vaschetta inox con fondo forato**  
*Stainless steel bowl with drilled bottom*  
 12,6 x 12,1 cm  
**8151 001**



**Coperchio Black per vaschetta**  
*Black lid for bowl*  
 11,5 x 9 cm  
**8151 005**

Utilizzare solamente abbinato a:  
 Vaschetta inox con fondo forato 8151 001  
*Only to be used coupled with: Stainless steel bowl with drilled bottom 8151 001*



**Scolapasta inox**  
*Stainless steel colander*  
 25,6 x 16,6 cm  
**8151 010**

Utilizzare solamente abbinato a:  
 Tagliere multifunzione Black 8100 608  
*Only to be used coupled with: Black multifunctional chopping board 8100 608*

### Miscelatori e dispenser | Mixer taps and soap dispensers



**Miscelatore Volta**  
*Volta mixer tap*

Miscelatore monocomando con canna girevole e bocca estraibile  
*Mixer tap with swivel barrel and extractable shower-head*  
 Ottone satinato | *Satin brass*  
 Canna girevole | *Swivel barrel 140°*  
 Cartuccia con dischi ceramici  
*Cartridge with ceramic discs*  
 Base d'appoggio Ø 45 mm  
*Support base Ø 45mm*  
 Foro incasso Ø 35 mm  
*Cut-out Ø 35 mm*  
 Spessore top max 55 mm  
*Maximum work top thickness 55 mm*

● **8491 100**  
 Satinato | *Satin finish*

● **8491 106**  
 Gun Metal satinato  
*Satin finish Gun Metal*



**Dispenser EVO**  
*EVO soap dispensers*

Distributore da incasso per detersivi o sapone liquido  
*Built-in soap dispenser*  
 Ottone satinato  
*Satin brass*  
 Ottone satinato | *Satin brass*  
 Canna girevole | *Swivel barrel 360°*  
 Base d'appoggio Ø 45 mm  
*Support base Ø 45mm*  
 Foro incasso Ø 35 mm  
*Cut-out Ø 35 mm*  
 Spessore top max 40 mm  
*Max. work top thickness 40 mm*

● **8520 100**  
 Satinato | *Satin finish*

● **8520 156**  
 Gun Metal satinato  
*Satin finish Gun Metal*

**Foster | DIADE**

Diade è un sistema lavello con canale attrezzato pensato per rendere dinamico e ben organizzato il lavoro di preparazione e lavaggio di cibo ed utensili. Un progetto che si adatta ad ogni spazio cucina e che si contraddistingue per la sua unicità estetica e per la grande funzionalità.

*Diade is a system comprised of a sink and an equipped trough, engineered to make food preparation and the washing of food and utensils a dynamic and well organized process. It is a project that easily adapts to any kitchen space and stands out for its unique design and great functionality.*



**Foster**

Foster S.p.A. - Via M.S. Ottone, 18/20 42041 - Brescello (RE) - Italy  
[www.fosterspa.com](http://www.fosterspa.com) [info@fosterspa.com](mailto:info@fosterspa.com)